

TCA and Best Execution Reporting



[Share This](#)

[Email This](#)

[.Pdf Download](#)

[Print Page](#)

A real-time Analytic/TCA solution enables you to monitor your execution performance in a fragmented, highly competitive market and comply with stringent regulations.

Quod Financial TCA (AEP) gives post-trade and instantly exploitable pre-trade analysis of executions for clients, traders and quants.

AEP TCA / Analytics manages the complexity of big data which is near or real-time for actionable decisions. The powerful dashboard is the best tool for monitoring your overall trading and understanding every single order execution:

Order by Order

- Order lifecycle in descriptive plain English audit trail
- Detailed and step-by-step decision- making process + Context of each decision (e.g. market snapshots)
- Attached relevant benchmarks, such as Slippage, Calculated VWAP and Spread-capture, to determine the execution performance

Global View

- Venue latency
 - Venue hit ratio
 - Rejection rate
 - Spread / Spread capture
 - Broker algorithm performance monitoring
 - Venue toxicity
-

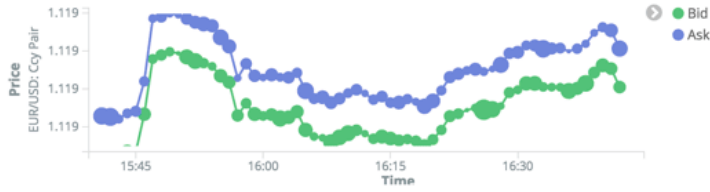
TCA / Best Execution Report

For intelligence-building and compliance

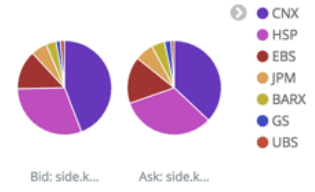
TCA / Best execution and Benchmarking are critical for regulatory reporting. Quod AEP uniquely provides the intelligence to immediately use analysis for real-time trading, as well as viewing overall execution performance.

- Receive benchmarks and 3rd party reference data
 - Seamlessly integrate external and 3rd party information, both to provide report benchmarks, and also to export TCA data to other providers.
 - Our persistent data store has full access to data via ITK, FIX and API.
-

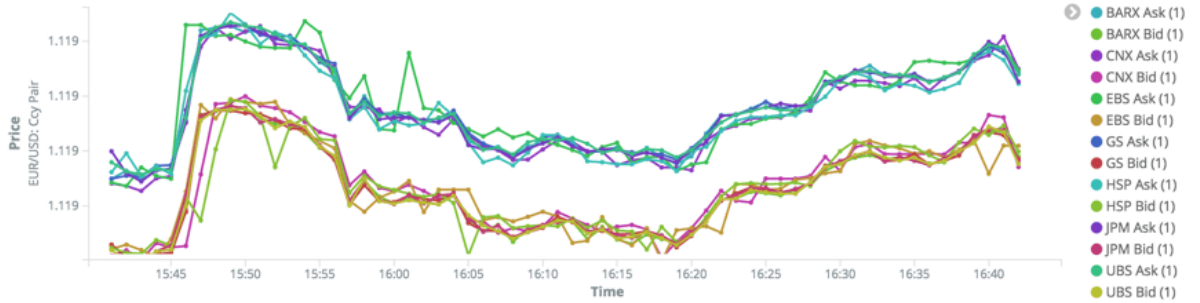
Aggregated Best Rates



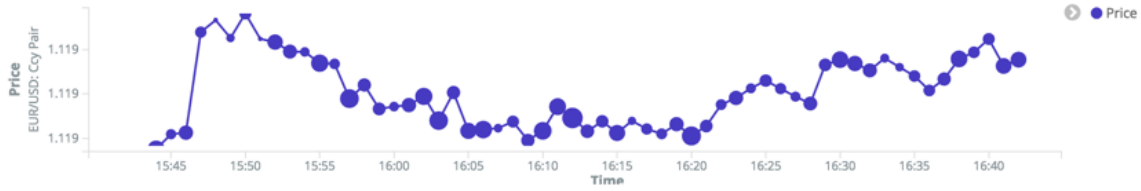
Venue TOB Distribution By Side




Venue Best Rates



Tick Price by Time



Venue Market Data Update Rate

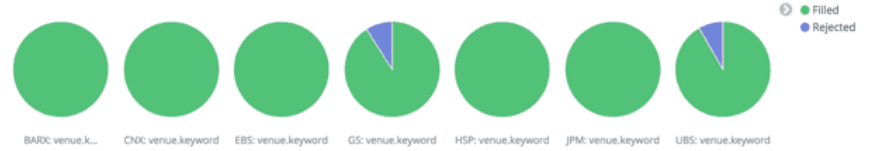


Order Instrument Metrics

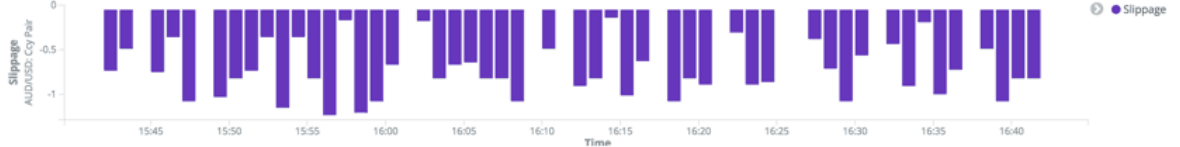
2.135b

Total Traded

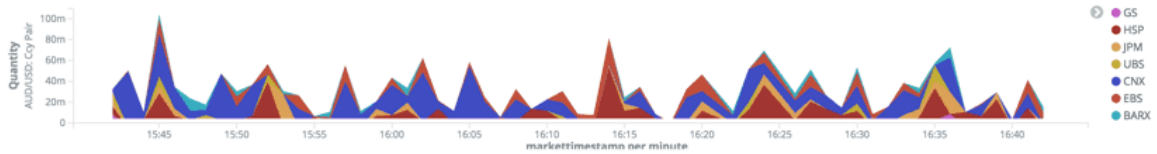
Venue Accept/Reject Ratio



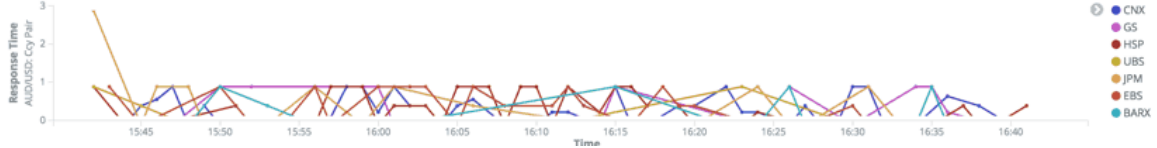
Strategy Slippage



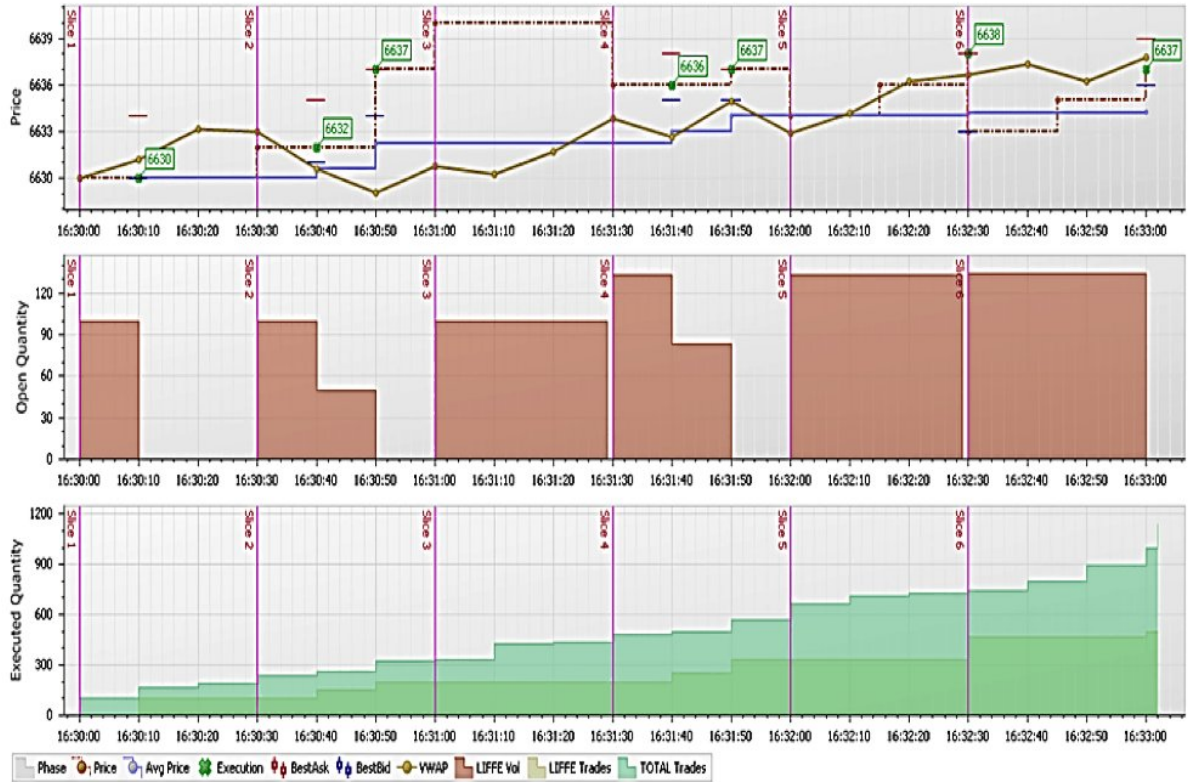
Venue Execution Quantity



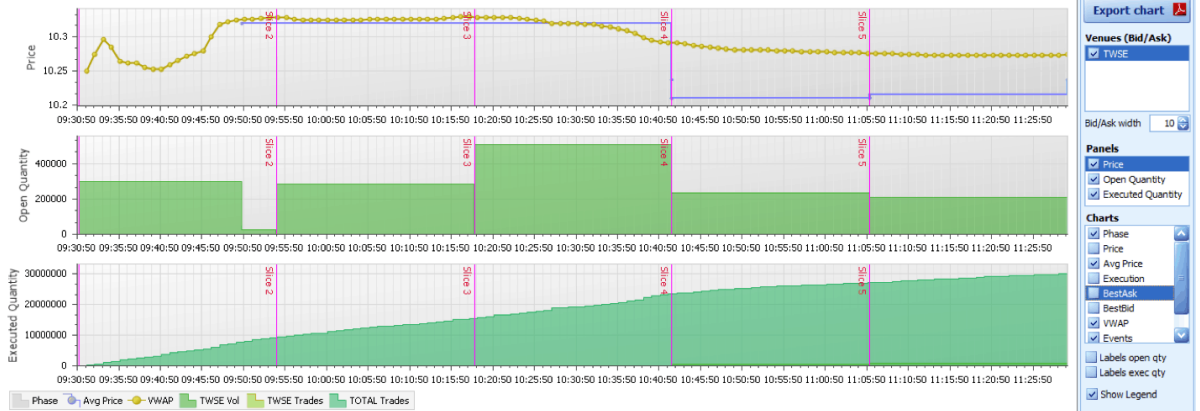
Order Response Time



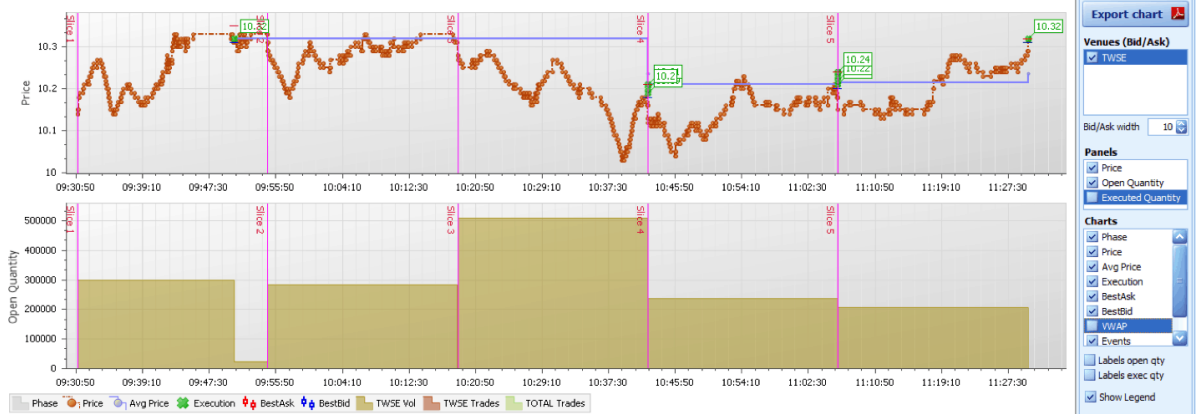
Z-Sep-13 TWAP TCA



600006.SS (Buy Order, 3.33% Participation, Passive PRM-5, Neutral PRM-2)



600006.SS (Buy Order, 3.33% Participation, Passive PRM-5, Neutral PRM-2)



SEARCH QUOD FINANCIAL

Search for: Any Category ▼

ALL QUOD PRODUCTS

- [Algorithmic Trading](#)
- [Leading Automated Trading Platform](#)
- [Connectivity](#)
- [Execution Management Systems \(EMS\)](#)
- [Adaptive Market Making \(MM\) Technology](#)
- [Order Management System \(OMS\)](#)
- [Quod Smart Order Routing \(SOR\)](#)
- [TCA and Best Execution Reporting](#)

TCA and Best Execution Reporting

[Share This](#)

[Email This](#)

[.Pdf Download](#)

A real-time Analytic/TCA solution enables you to monitor your execution performance in a fragmented, highly competitive market and comply with stringent regulations.

Quod Financial TCA (AEP) gives post-trade and instantly exploitable pre-trade analysis of executions for clients, traders and quants.

AEP TCA / Analytics manages the complexity of big data which is near or real-time for actionable decisions. The powerful dashboard is the best tool for

monitoring your overall trading and understanding every single order execution:

Order by Order

- Order lifecycle in descriptive plain English audit trail
- Detailed and step-by-step decision-making process + Context of each decision (e.g. market snapshots)
- Attached relevant benchmarks, such as Slippage, Calculated VWAP and Spread-capture, to determine the execution performance

Global View

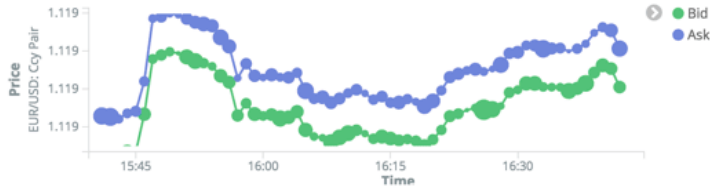
- Venue latency
- Venue hit ratio
- Rejection rate
- Spread / Spread capture
- Broker algorithm performance monitoring
- Venue toxicity

TCA / Best Exec. Report: for intelligence-building and compliance

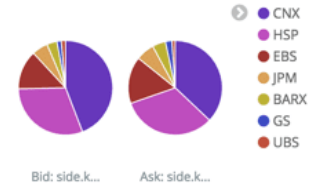
TCA / Best execution and Benchmarking are critical for regulatory reporting. Quod AEP uniquely provides the intelligence to immediately use analysis for real-time trading, as well as viewing overall execution performance.

- Receive benchmarks and 3rd party reference data
- Seamlessly integrate external and 3rd party information, both to provide report benchmarks, and also to export TCA data to other providers.
- Our persistent data store has full access to data via ITK, FIX and API.

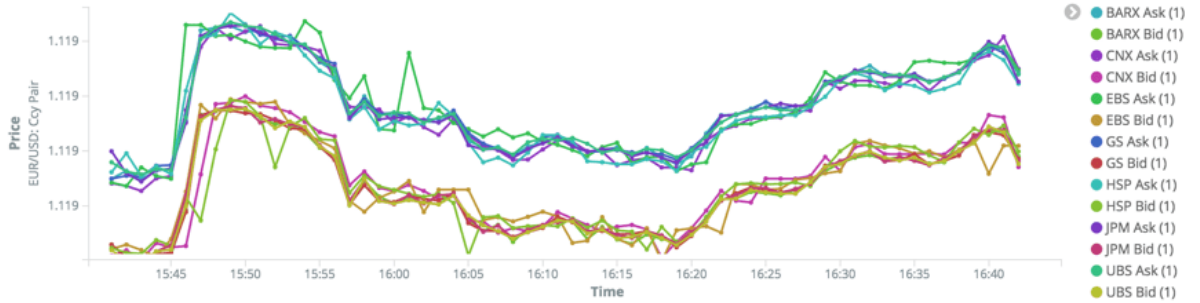
Aggregated Best Rates



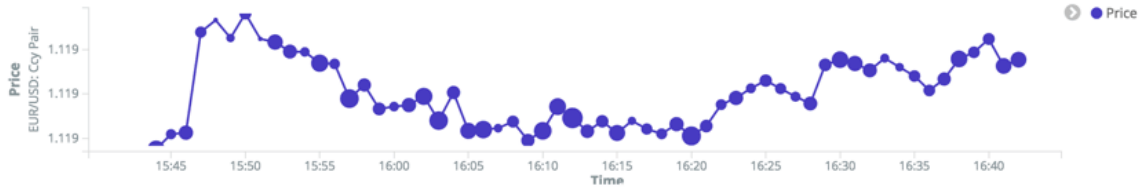
Venue TOB Distribution By Side




Venue Best Rates



Tick Price by Time



Venue Market Data Update Rate

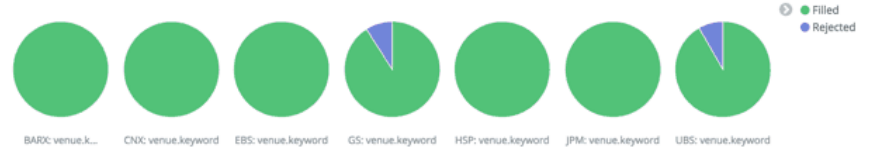


Order Instrument Metrics

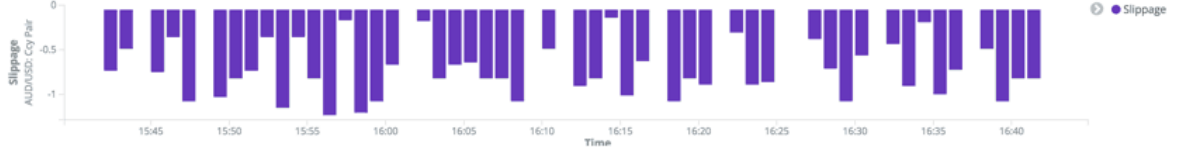
2.135b

Total Traded

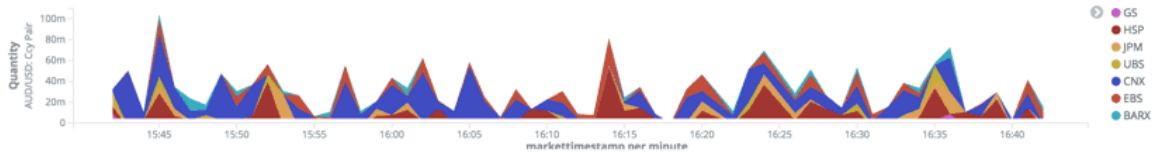
Venue Accept/Reject Ratio



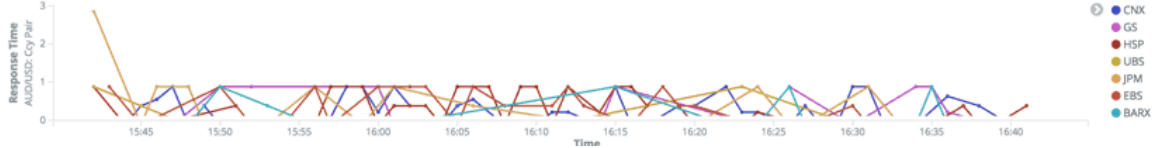
Strategy Slippage



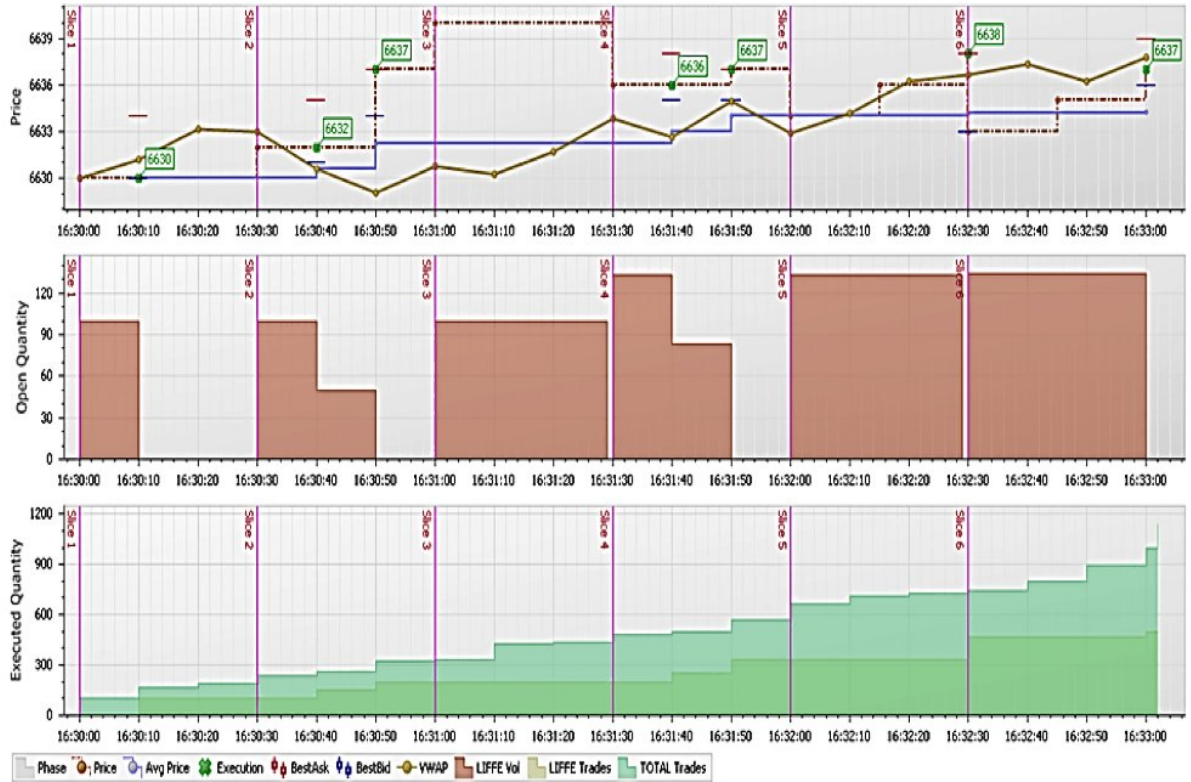
Venue Execution Quantity



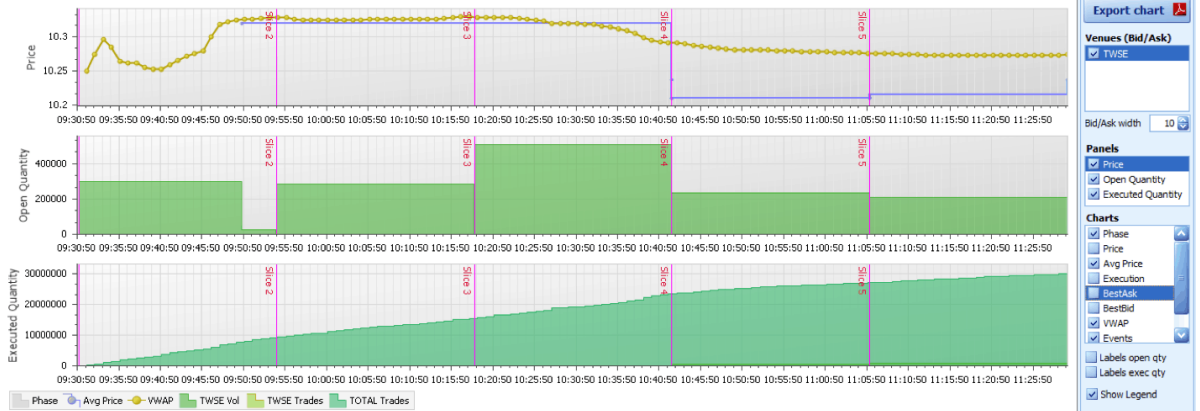
Order Response Time



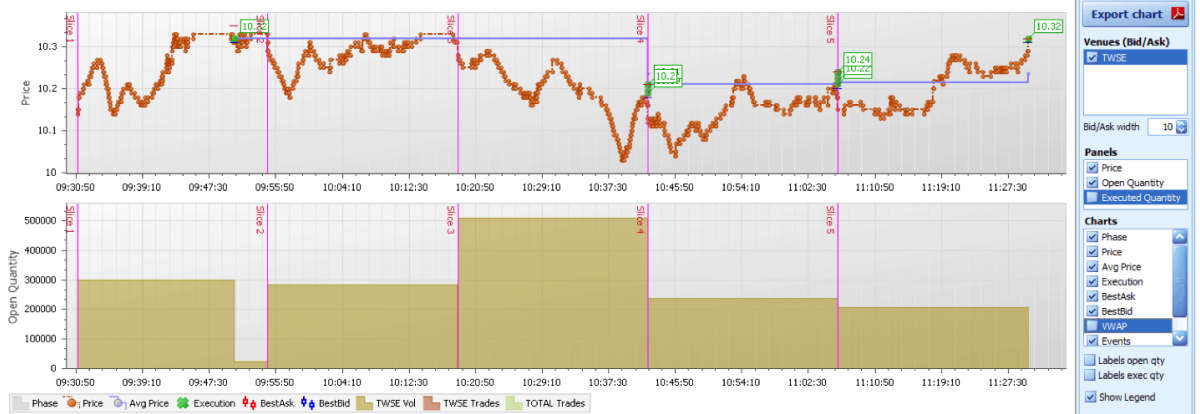
Z-Sep-13 TWAP TCA



600006.SS (Buy Order, 3.33% Participation, Passive PRM-5, Neutral PRM-2)



600006.SS (Buy Order, 3.33% Participation, Passive PRM-5, Neutral PRM-2)



SEARCH QUOD FINANCIAL

Search for: Any Category ▼

ALL QUOD PRODUCTS

- [Algorithmic Trading](#)
- [Leading Automated Trading Platform](#)
- [Connectivity](#)
- [Execution Management Systems \(EMS\)](#)
- [Adaptive Market Making \(MM\) Technology](#)
- [Order Management System \(OMS\)](#)
- [Quod Smart Order Routing \(SOR\)](#)
- [TCA and Best Execution Reporting](#)